

# Oracle Database done right on Solaris ZFS

**Marcel Hofstetter**

hofstetter@jomasoft.ch  
<https://jomasoftmarcel.blogspot.ch>

**CEO / Enterprise Consultant  
JomaSoft GmbH**

UKOUG Conference 2020

Tuesday, 8th December

14:00 – 14:45



**ORACLE**  
ACE Director

**Solaris**

# Agenda

- About JomaSoft
- Solaris ZFS
- ZFS Fragmentation
- ZFS Cache
- Oracle DB Performance

# About JomaSoft

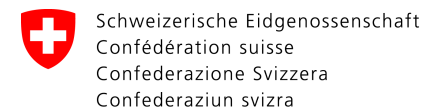
- Engineering company founded in July 2000
- **Solaris Full Service:** SPARC server, software development, consulting, ops, troubleshooting
- Product **VDCF** (Virtual Datacenter Cloud Framework)  
Installation, Management, Monitoring, Security/Compliance, Hardening and DR on Solaris 10/11, Virtualize using LDoms and Solaris Zones
- VDCF is used in production since 2006



Specialized  
Oracle Solaris 11



Specialized  
SPARC T-Series Servers



Eidgenössisches Finanzdepartement EFD  
**Bundesamt für Informatik  
und Telekommunikation BIT**



# Marcel Hofstetter

Working in IT since 25+ years  
Solaris since 23 years  
CEO at JomaSoft GmbH since 20 years

International Speaker:  
Oracle OpenWorld, DOAG, UKOUG, SOUG, AOUG



SOUG (Swiss Oracle User Group) – Speaker of the Year 2016

Hobbies: Family, Travel, Wine & Dine, Movies

 <https://www.linkedin.com/in/marcelhofstetter>

 [https://twitter.com/marcel\\_jomasoft](https://twitter.com/marcel_jomasoft)

 <https://jomasoftmarcel.blogspot.ch>

**ORACLE**  
ACE Program

**500+** technical experts  
helping peers globally

The **Oracle ACE Program** recognizes and rewards community members for their technical contributions in the Oracle community



**3 membership tiers**



For more details on Oracle ACE Program:  
[bit.ly/OracleACEProgram](https://bit.ly/OracleACEProgram)

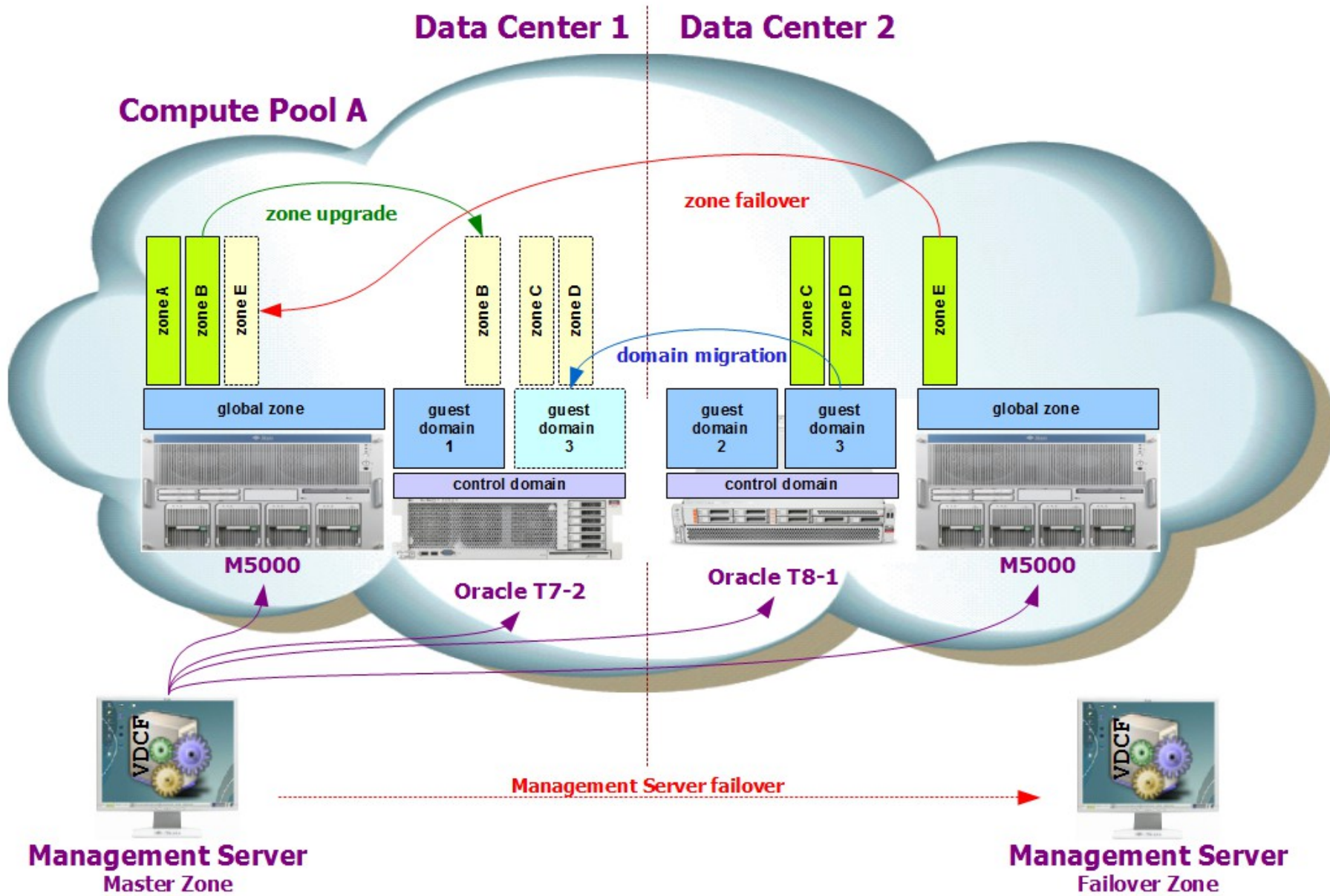


**Nominate**  
yourself or someone you know:

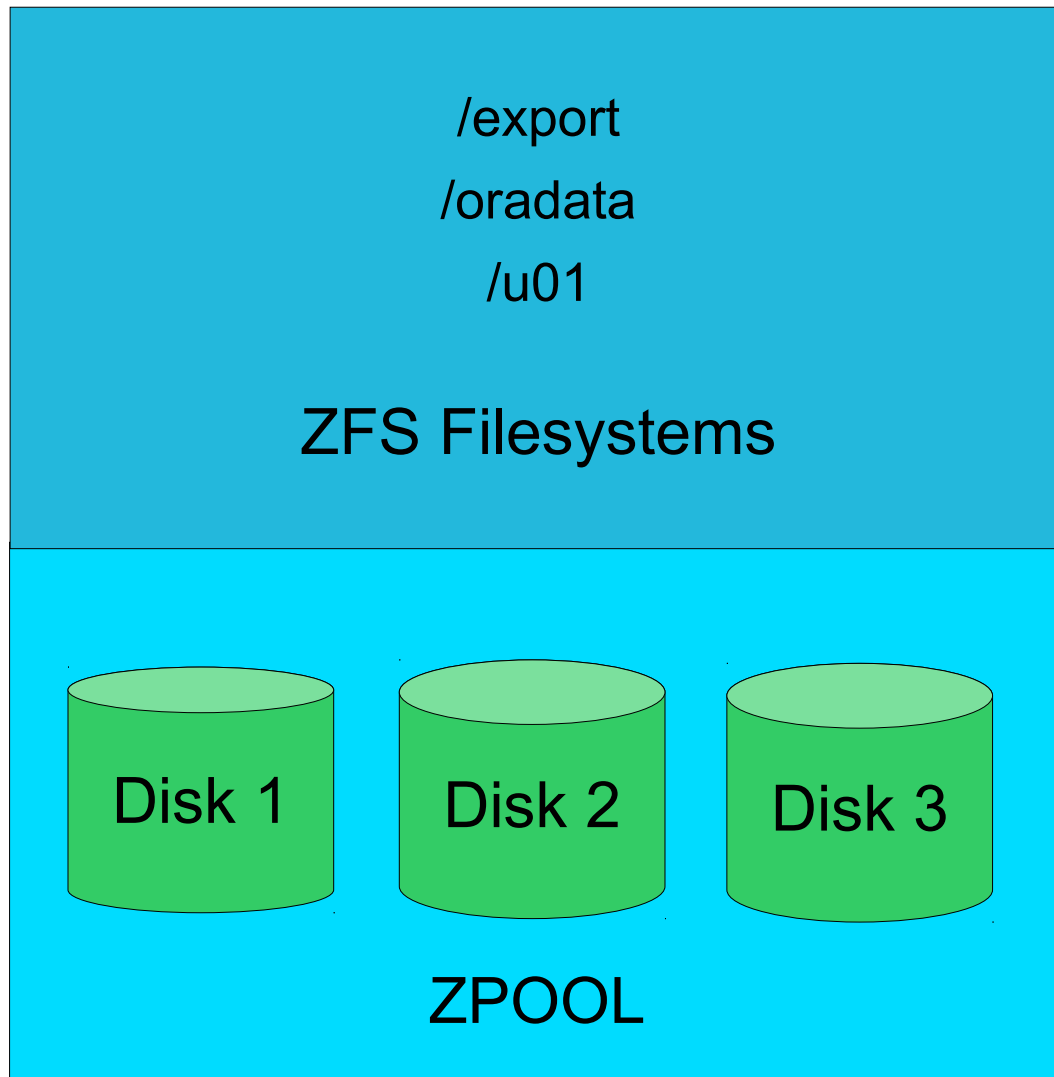
[acenomination.oracle.com](https://acenomination.oracle.com)

Connect: [oracle-ace\\_ww@oracle.com](mailto:oracle-ace_ww@oracle.com) [Facebook.com/oracleaces](https://Facebook.com/oracleaces) [@oracleace](https://twitter.com/oracleace)

# VDCF – Automation for Solaris



# Solaris ZFS



- Easy to use
- Flexible
- Filesystem size is optional
- Snapshots & Clones
- COW / No fscheck
  
- Stripe, Mirror, RAID
- Add disks to grow
- Export & Import
  
- Remove disk since  
Solaris 11.4



# Solaris ZFS by example

```
# zpool create mypool c2d1 c2d2 c2d3

# zfs create -o mountpoint=/u01 mypool/u01

# zfs get used,available mypool
NAME          PROPERTY      VALUE      SOURCE
mypool        used          183G      -
mypool        available     111G      -

# zfs set compress=lz4 mypool/u01
# zfs set recordsize=32k mypool/u01

# zfs snapshot mypool/u01@mysave_before_test

# zpool history mypool

History for 'mypool':
2012-05-15.20:21:13 zpool create mypool c2d1 c2d2 c2d3
2012-05-15.20:21:16 zfs create -o mountpoint=/u01 mypool/u01
2016-03-31.18:11:59 zpool add mypool c2d20
```



# Solaris ZFS – LZ4 Compression

```
$ zfs get compression,compressratio,used uncompressed/fs
```

NAME	PROPERTY	VALUE	SOURCE
uncompressed/fs	compression	<b>off</b>	inherited from uncompressed
uncompressed/fs	compressratio	1.00x	-
uncompressed/fs	used	390M	-

```
$ zfs get compression,compressratio,used compressed/fs
```

NAME	PROPERTY	VALUE	SOURCE
compressed/fs	compression	<b>lz4</b>	inherited from compressed
compressed/fs	compressratio	<b>6.37x</b>	-
compressed/fs	used	61.4M	-

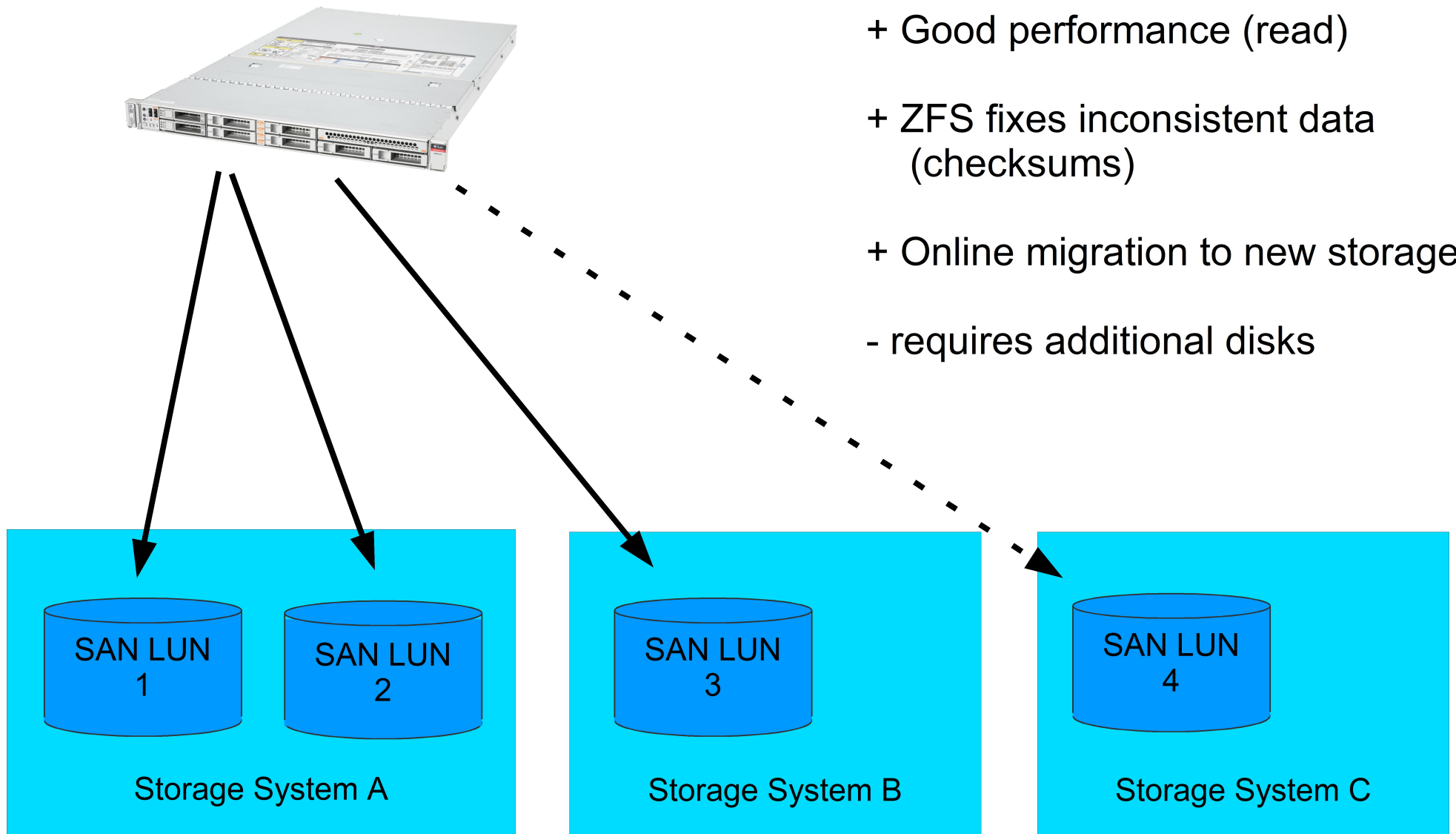
## Read Performance

```
# time cp /compressed/framework.log /tmp; time cp /uncompressed/framework.log /tmp
real    0m17.415s
real    0m24.479s
```

Better results from compressed filesystem. CPU decompression is faster than doing I/O. Need to read 6x the data from uncompressed zfs filesystem.

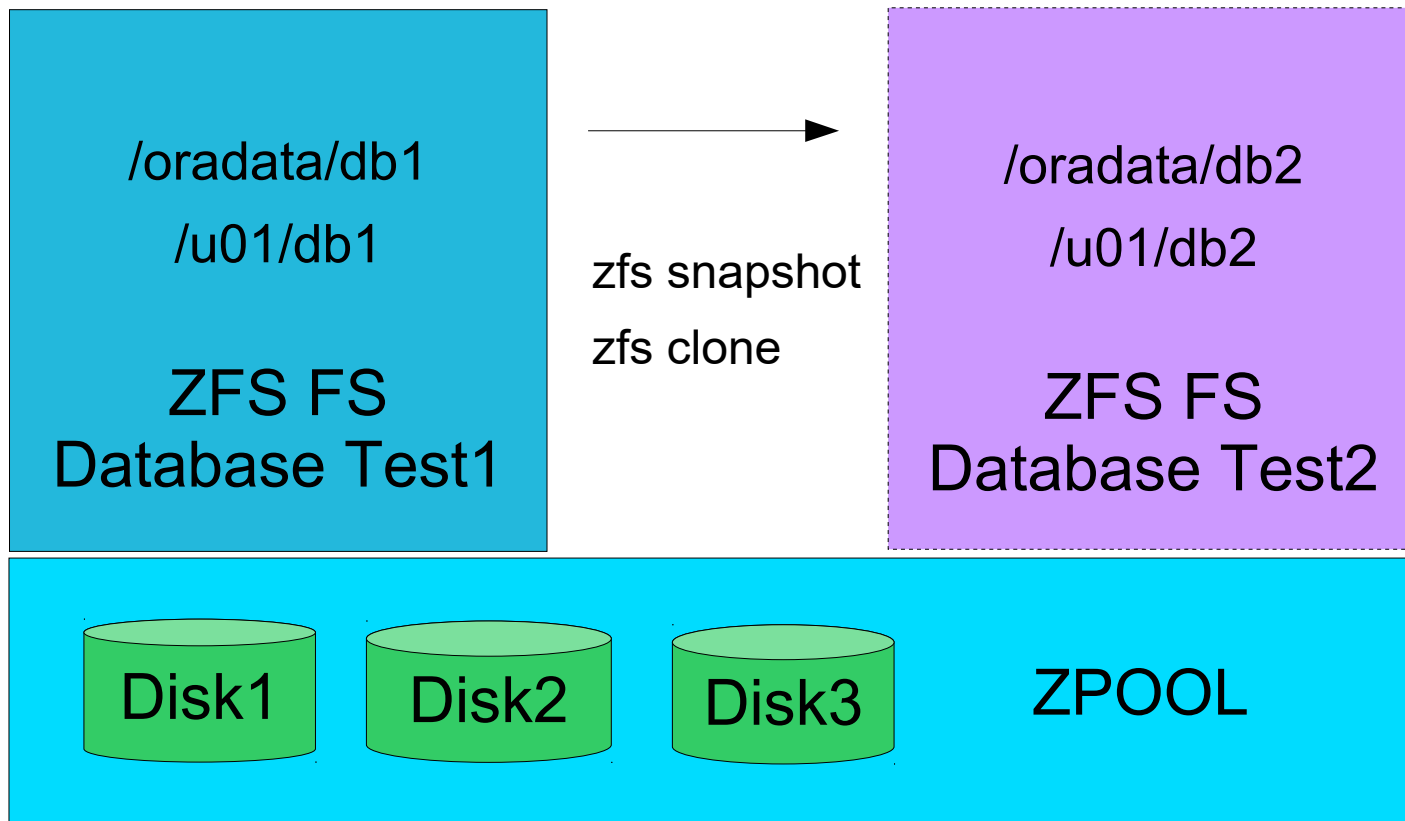
At a customer with 7 TB DWH / compressratio 2.8x

# ZFS Host-Based Mirroring



# ZFS - Cloning

- Cloning is done in 2 minutes
- Save disk space / only changes need to be stored in zpool



# Solaris 11.4 / ZFS destroy

```
# zfs list destroytest/fs1
```

NAME	USED	AVAIL	REFER	MOUNTPOINT
destroytest/fs1	22.1G	17.1G	22.1G	/fs1

```
# time zfs destroy destroytest/fs1; zfs create -o mountpoint=/fs1 destroytest/fs1
```

```
real 0m0.654s
```

```
user 0m0.005s
```

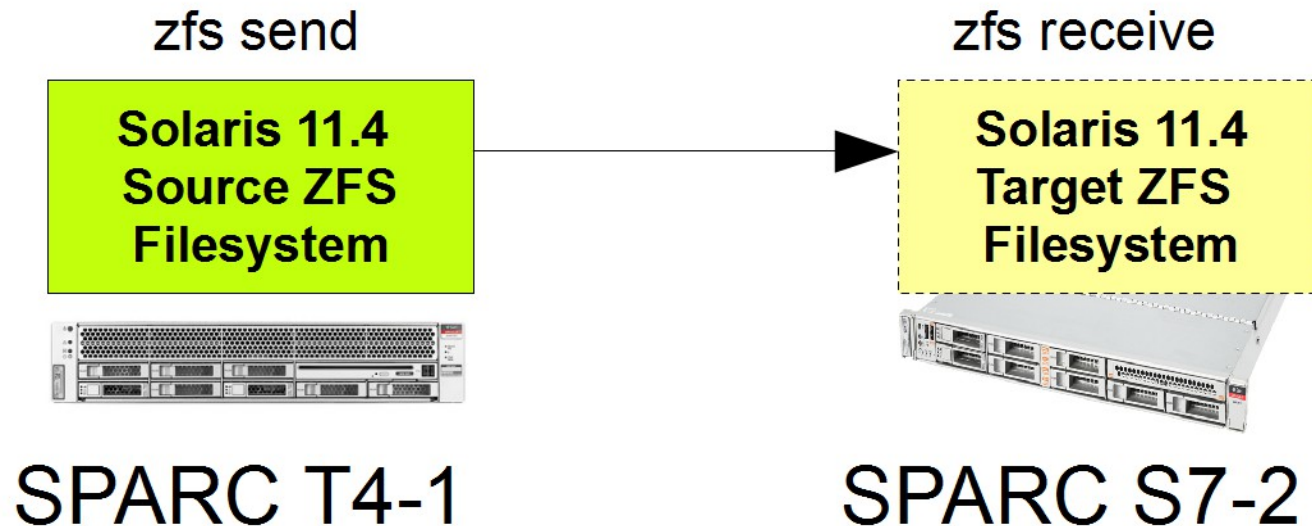
```
sys 0m0.621s
```

```
# zpool monitor -t destroy destroytest 5
```

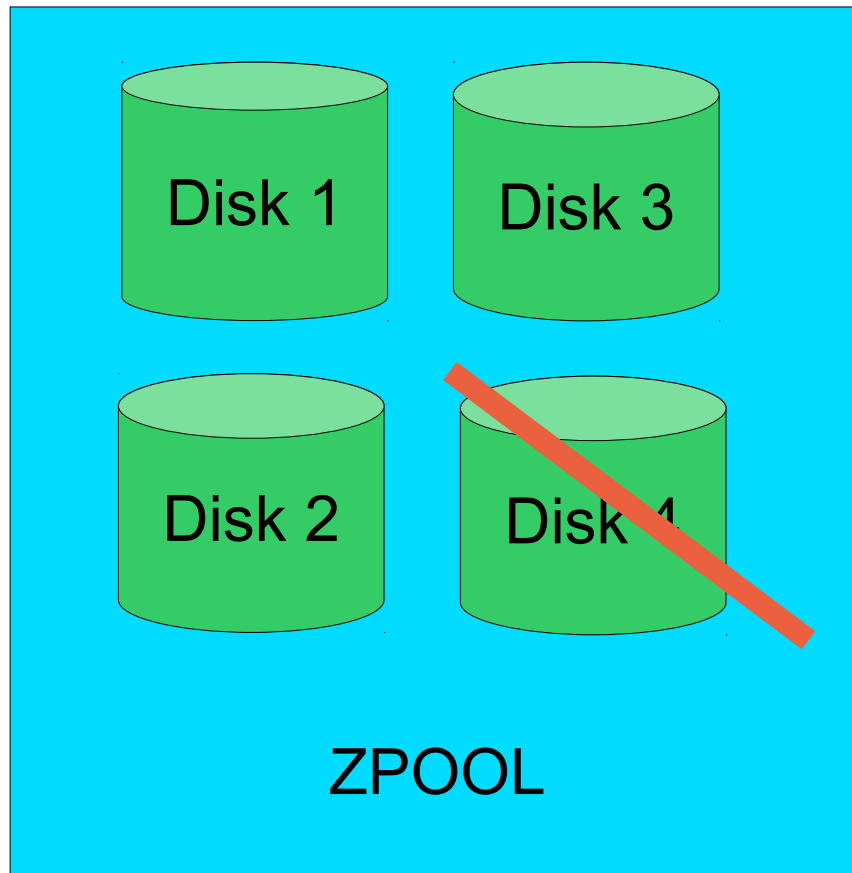
POOL	PROVIDER	TOTAL	SPEED	TIMELEFT
destroytest	destroy	22.1G	0	unknown
destroytest	destroy	20.1G	401M	51s
destroytest	destroy	13.5G	872M	15s
destroytest	destroy	10.8G	767M	14s
destroytest	destroy	4.92G	878M	5s

# Solaris 11.4 / ZFS Replication



- Filesystem replication over the network
- Restart is supported now
- Compressed data is now transferred compressed

# Solaris 11.4 / ZFS Disk Remove

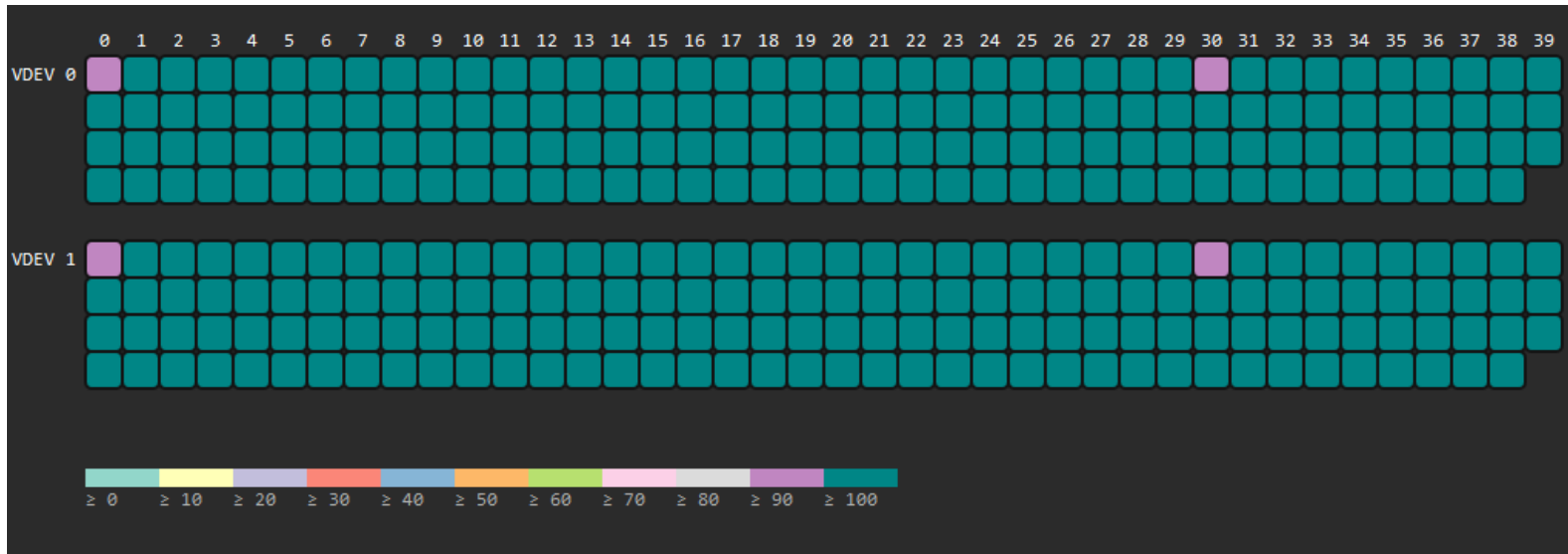


zpool must be upgraded to  
version 44

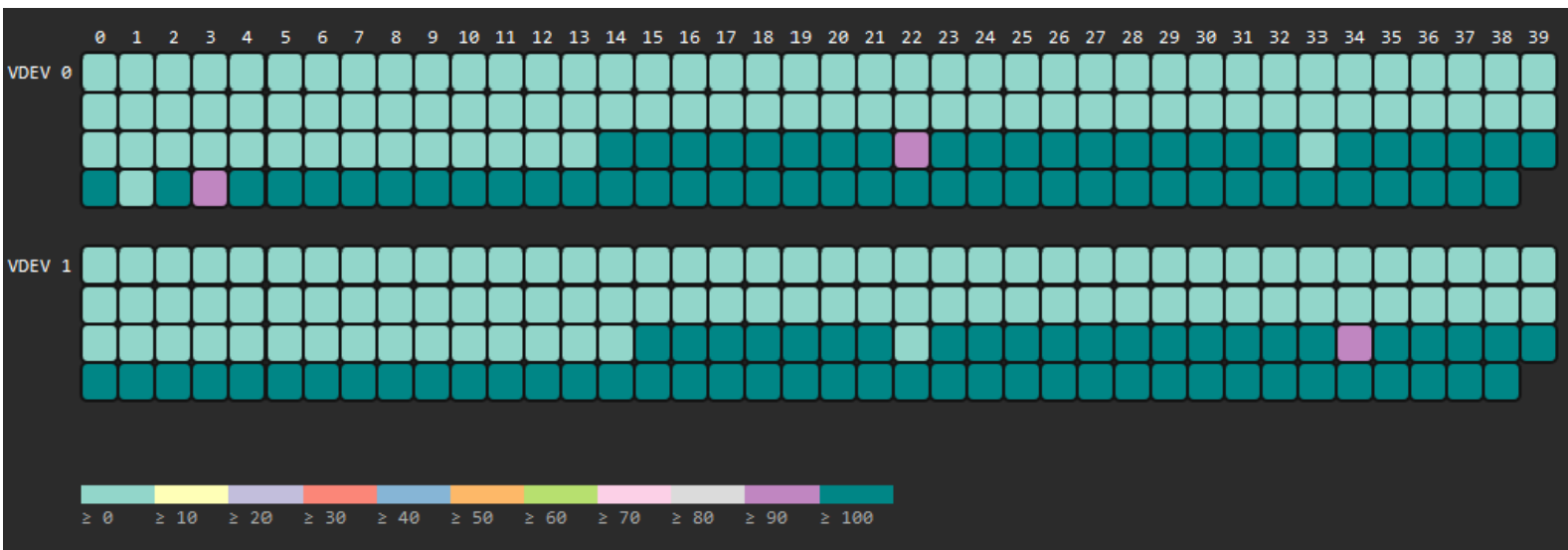
zpool remove mypool c1d4

- ZPOOLS can shrink now (finally)
- Data is distributed to the other disks

# ZFS - Fragmentation

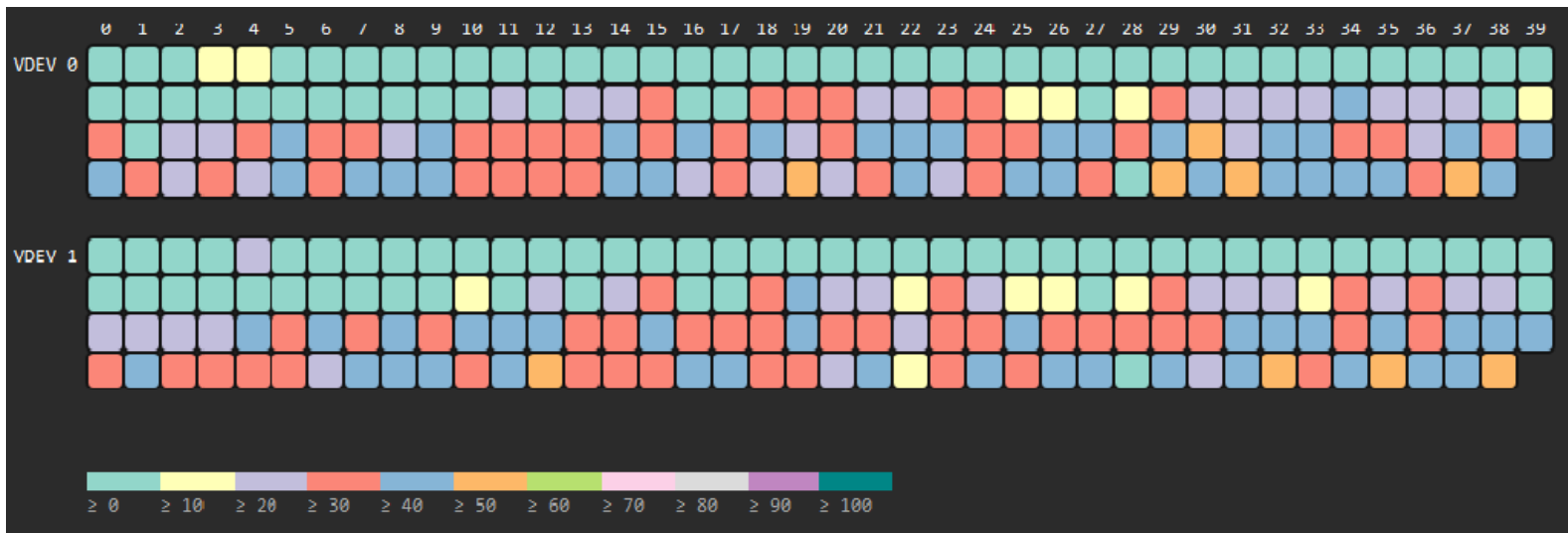


Empty ZPOOL



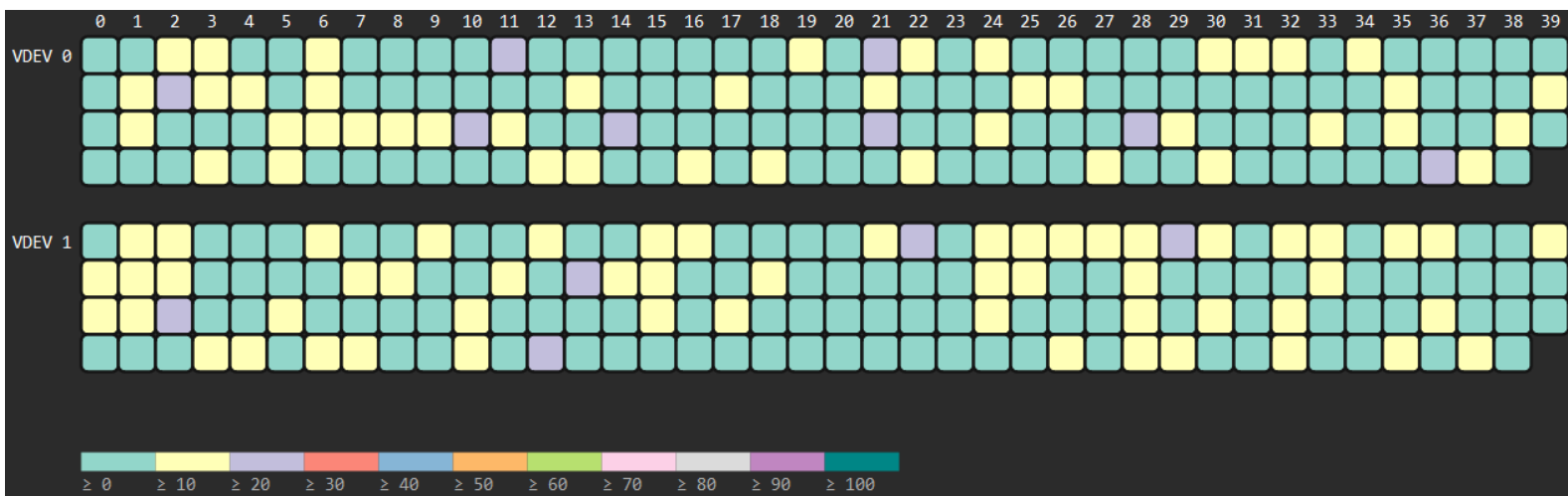
Now 60% full

# ZFS - Fragmentation



After a few  
deletes

76% full



90% full

**fragmented**



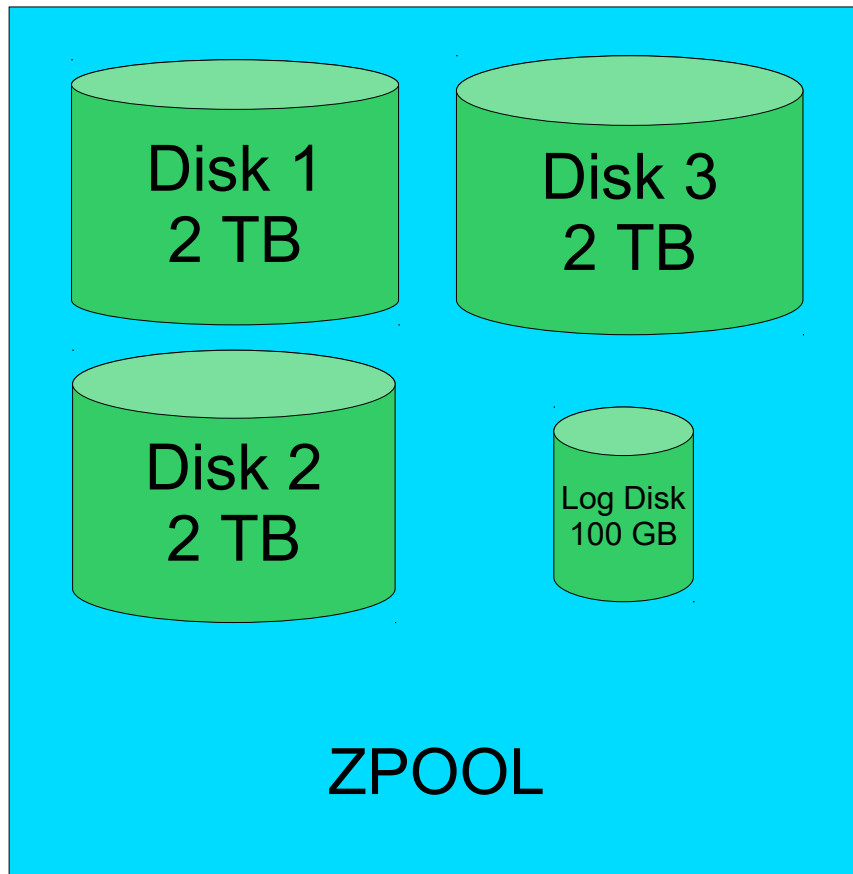
# ZFS - Fragmentation

With very large ZPOOLS which are nearly full. Write performance goes down because empty blocks must be searched for.

What to do?

- Update to current Solaris versions (improved algorithms)
- Add fast ZPOOL log disk and set logbias=latency
- If possible, export your database (new clean setup)
- Replicate your data to a new zpool (not mirroring)
  
- ZPOOL should be below 80% used

## ZFS – Log Disk



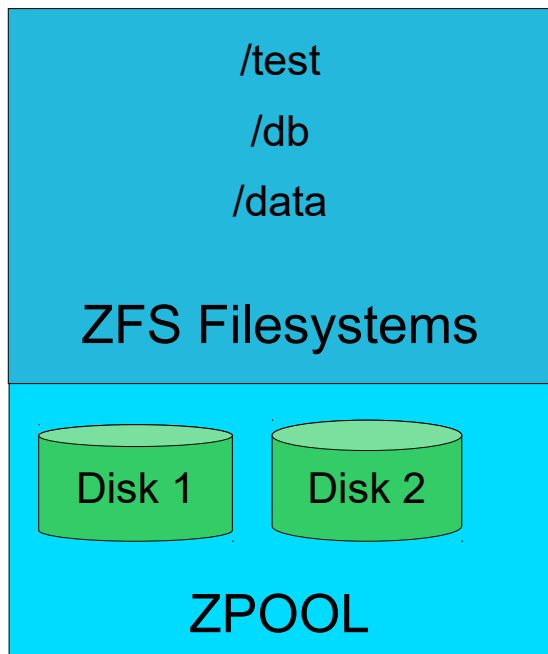
Data is written to the small empty Log disk

Database can continue to work

ZFS writes data to the 3 data disk (background)

Low latency but more IOPS

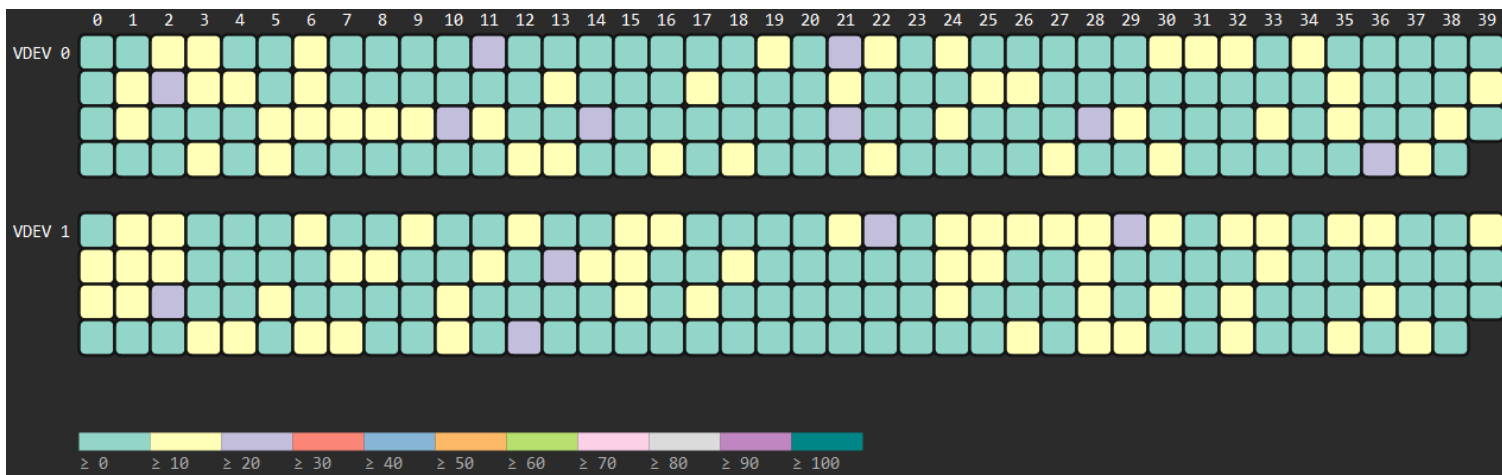
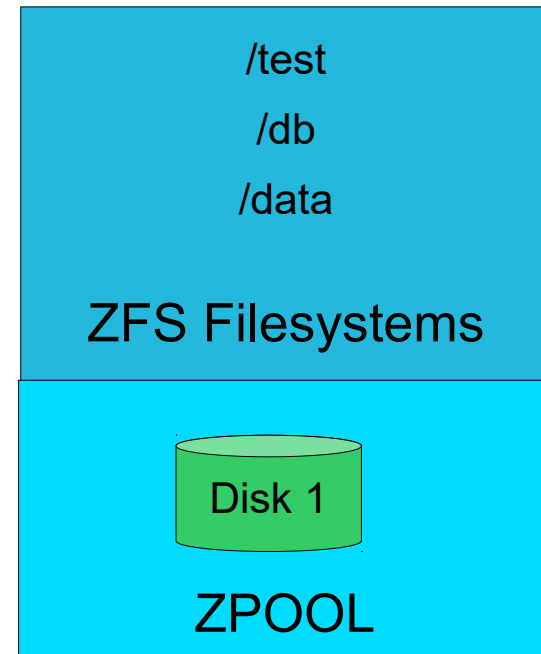
# VDCF - ZPOOL Online Replication



Replication to new zpool  
with optimal no. of disks

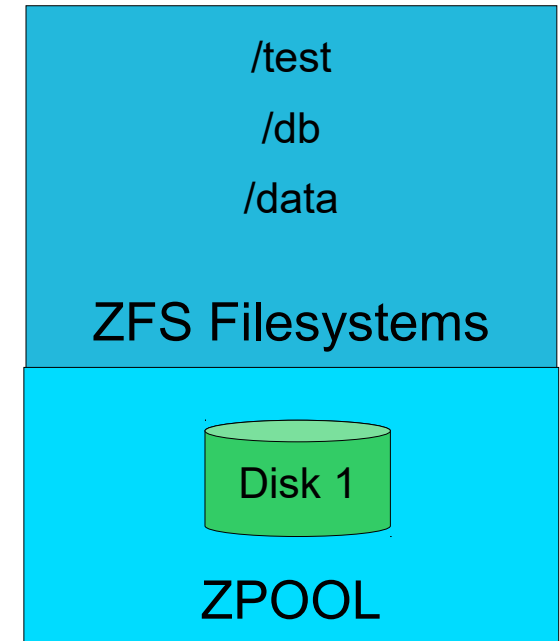
Reduces fragmentation

Replication using  
zfs send/receive

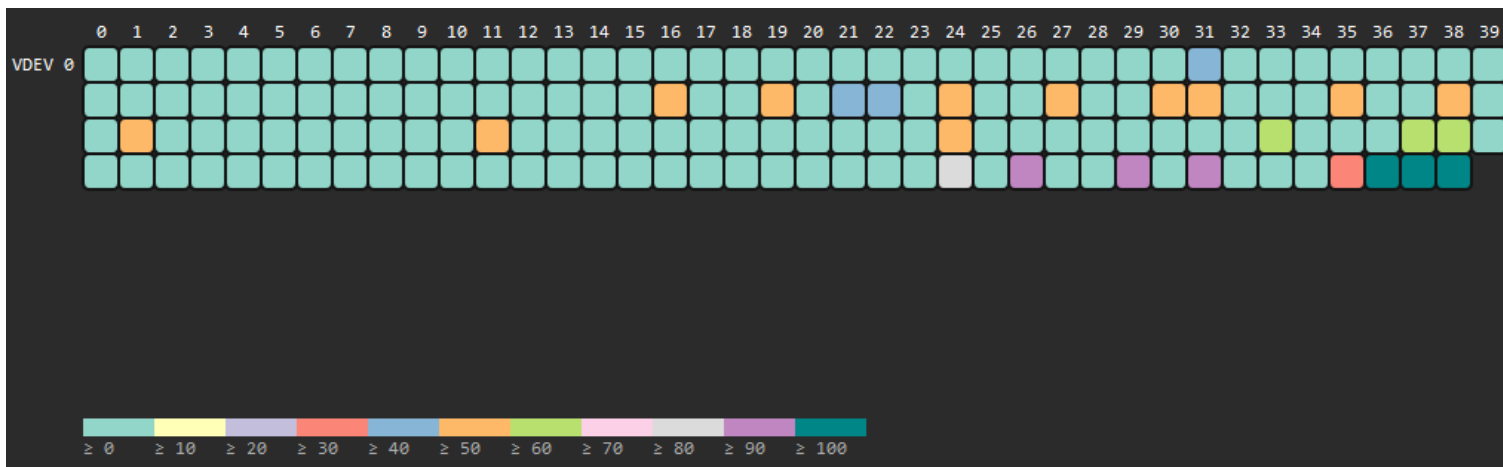


# VDCF - ZPOOL Online Replication

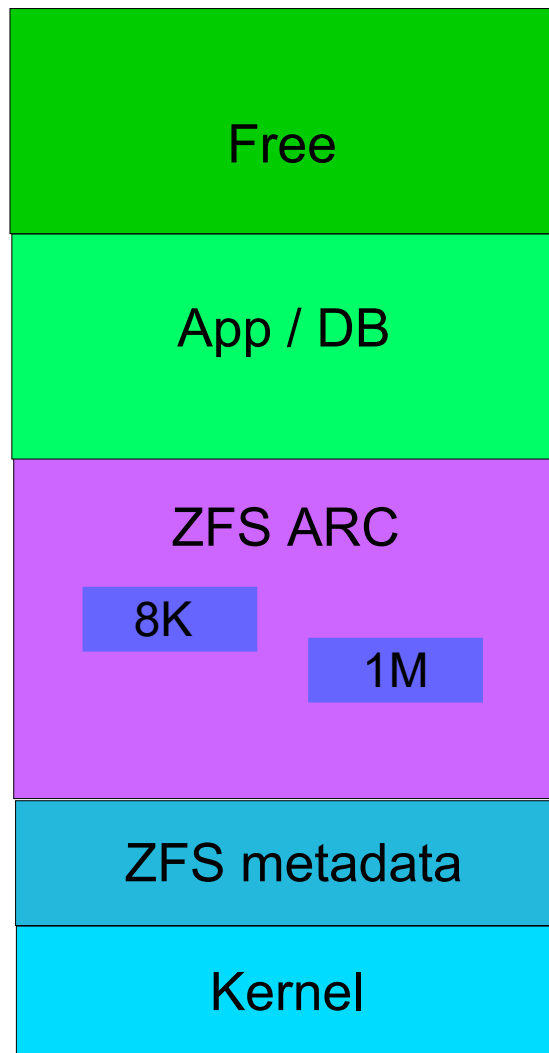
Data online replicated  
 Repeat with delta  
 Short downtime for remount



Result after the online replication



# ZFS – Cache (ARC / Adaptive Replacement Cache)



Limit the ZFS ARC, but not too much

- Apps/Databases need memory
- Make sure there is free memory available

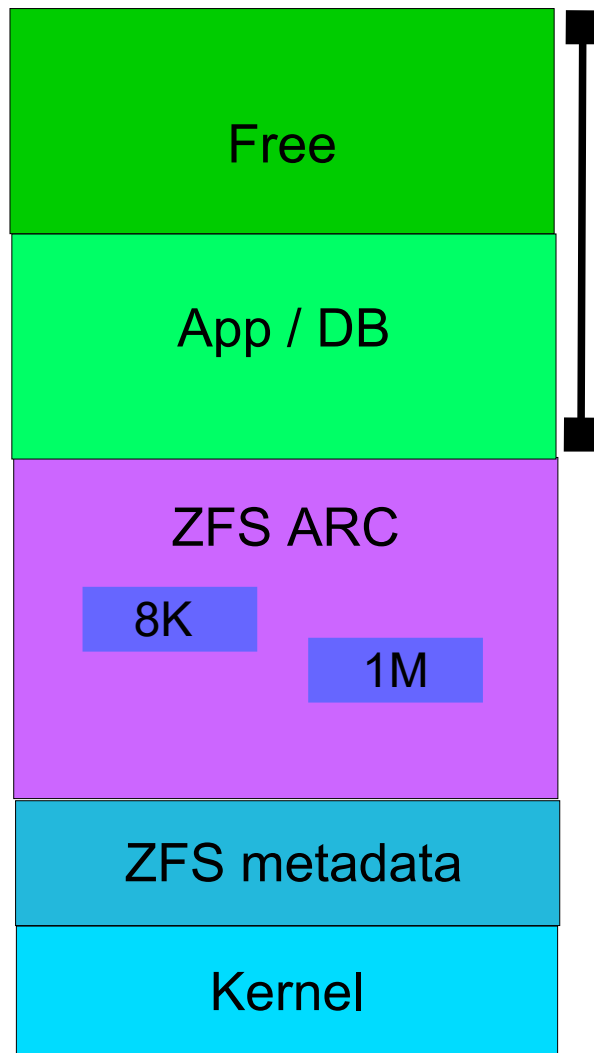
`/etc/system`

`set zfs:zfs_arc_max=`

Monitoring with:

`echo "::memstat -v" | mdb -k`

# ZFS – Cache (ARC / Adaptive Replacement Cache)



/etc/system

set user\_reserve\_hint\_pct= 30-75

New setting in Solaris 11.2  
 Can be changed online  
 Don't set too low or high

# ZFS – Oracle Whitepaper for DB

## New version dated 09/2020

recordsize=32K (for OLTP)  
recordsize=128K (for DWH)

Use Log Devices  
logbias=latency

## Old version dated 01/2014

recordsize=8K (DB Block Size)

No Log Devices  
logbias=throughput

## Unchanged

Limit ZFS Cache (arc\_max)

Create separate redo and archive pools

# Oracle DB on ZFS – Customer Case

18 TB Database with lot of data changes

Very slow Average Write > 40ms

System „Freezes“ from time to time / Usually at Log Switch

## Findings

ZPOOLS with Log Disk, but unused because  
logbias=throughput → latency

Very large ZFS ARC - set user\_reserve\_hint\_pct=50

→ Not enough free memory to allocate new buffers

→ Memory pressure

→ zfs\_arc\_max=256 GB



# Oracle DB on ZFS – Customer Case

Additional changes

Separated redo zpool with log disks

Separated archive zpool

I/O was limited with

set zfs:zfs\_vdev\_max\_pending=8 → 20

Update to Solaris 11.4

Result

Average write < 1ms

# ZFS – Performance Recommendations

Use multiple zpools with multiple disks (Striping)

If on SAN: increase `zfs_vdev_max_pending` (Default 10)

Add fast log disks for write performance

Adjust ZFS ARC settings

- Enough free memory (around the size of ARC MAX)
- Depends on App/DB requirement

Make sure the system has enough CPUs to handle I/O

If possible, export or reorganize your database from time to time

# Links

## Solaris 11.4 Download

<https://www.oracle.com/solaris/solaris11/downloads/solaris-downloads.html>

## zfs\_msviz: A Tool to Visualise ZFS Metaslab allocations

MOS Doc ID 1624945.1

## Oracle DB on ZFS Whitepaper

<https://www.oracle.com/technetwork/server-storage/solaris10/config-solaris-zfs-wp-167894.pdf>

## JomaSoft VDCF - Virtual Datacenter Cloud Framework

<https://www.jomasoft.ch/vdcf/>

# Oracle Database done right on Solaris ZFS

## Questions?

## Marcel Hofstetter

hofstetter@jomasoft.ch

<https://jomasoftmarcel.blogspot.ch>

**CEO / Enterprise Consultant**  
**JomaSoft GmbH**

 <https://www.linkedin.com/in/marcelhofstetter>

 [https://twitter.com/marcel\\_jomasoft](https://twitter.com/marcel_jomasoft)

 <https://jomasoftmarcel.blogspot.ch>

